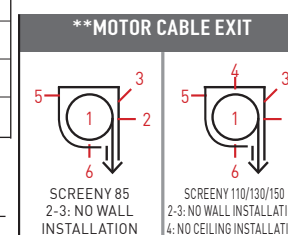
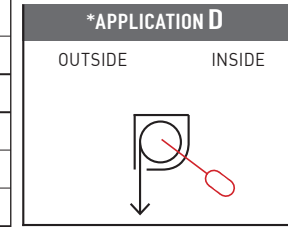
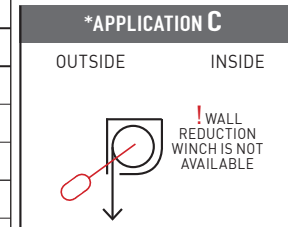
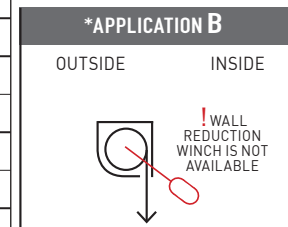
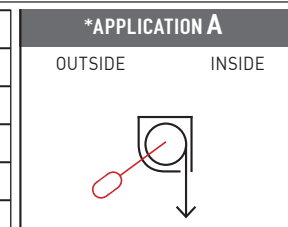


|                         |  |  |                          |
|-------------------------|--|--|--------------------------|
| <b>CUSTOMER (STAMP)</b> | REQUEST<br><input type="checkbox"/> QUOTATION <input type="checkbox"/> ORDER | ORDER DATE _____<br>REQUIRED DELIVERY DATE _____ | REFERENCE _____<br>_____ |
|-------------------------|--|--|--------------------------|

|                             |  |  |  |  |  |  |  |
|-----------------------------|--|--|--|--|--|--|--|
| QUANTITY                    |  |  |  |  |  |  |  |
| ITEM                        |  |  |  |  |  |  |  |
| CASSETTE                    |  |  |  |  |  |  |  |
| FRAME COLOUR                |  |  |  |  |  |  |  |
| WIDTH FINISHED MEASURE CM.  |  |  |  |  |  |  |  |
| HEIGHT FINISHED MEASURE CM. |  |  |  |  |  |  |  |
| FABRIC                      |  |  |  |  |  |  |  |
| APPLICATION*                |  |  |  |  |  |  |  |
| WRAPPING FABRIC             | FRONT                                    |  |  |  |  |  |  |
|                             | REAR                                     |  |  |  |  |  |  |
| OPERATION SIDE OUTSIDE VIEW | RIGHT                                    |  |  |  |  |  |  |
|                             | LEFT                                     |  |  |  |  |  |  |
| MANUAL OPERATED             | REDUCTION WINCH                          |  |  |  |  |  |  |
|                             | RED.WINCH WITH INSERT PROFILE (Optional) |  |  |  |  |  |  |
| CRANK ROD CM                |  |  |  |  |  |  |  |
| MOTORIZED OPERATED          | KE                                       |  |  |  |  |  |  |
|                             | SOMFY                                    |  |  |  |  |  |  |
|                             | SOMFY IO                                 |  |  |  |  |  |  |
| MOTOR CHARACTERISTICS       | CABLE SOLUTIONS                          |  |  |  |  |  |  |
|                             | INTEGRATED RECEIVER                      |  |  |  |  |  |  |
| REMOTE CONTROL              | 1 CHANNEL                                |  |  |  |  |  |  |
|                             | MULTICHANNEL                             |  |  |  |  |  |  |
| MOTOR CABLE EXIT**          |  |  |  |  |  |  |  |
| CASSETTE INSTALLATION       | WALL                                     |  |  |  |  |  |  |
|                             | CEILING                                  |  |  |  |  |  |  |
|                             | FREESTANDING                             |  |  |  |  |  |  |
| GUIDE/FOOT INSTALLATION     | WALL                                     |  |  |  |  |  |  |
|                             | CEILING                                  |  |  |  |  |  |  |
|                             | NICHE                                    |  |  |  |  |  |  |
|                             | FLOOR                                    |  |  |  |  |  |  |

NOTE/OPTIONAL



KE KE PROTEZIONI SOLARI - Send this order commission by fax to +39 0421 658840 or e-mail to info@keitaly.it

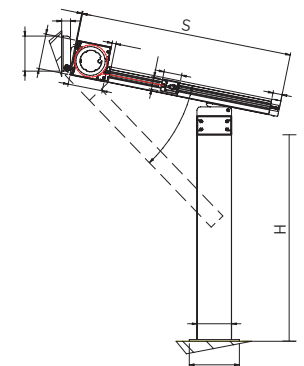
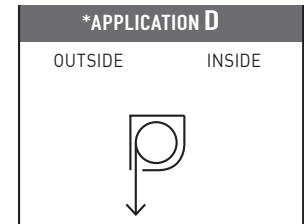
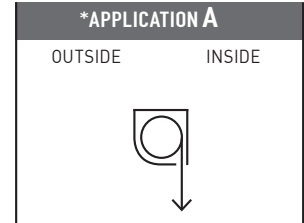
# SCREENY 110 TENS T/TP/TO - 130 TENS T/TO

 VERIFY ACCORDING TO THE MODEL



|                         |  |  |
|-------------------------|--|--|
| <b>CUSTOMER (STAMP)</b> | REQUEST<br><input type="checkbox"/> QUOTATION <input type="checkbox"/> ORDER | ORDER DATE _____ REFERENCE _____<br>REQUIRED DELIVERY DATE _____ |
|-------------------------|--|--|

|   |   |  |  |  |  |  |
|---|---|--|--|--|--|--|
| QUANTITY  |   |  |  |  |  |  |
| ITEM  |   |  |  |  |  |  |
| CASSETTE  |   |  |  |  |  |  |
| FRAME COLOUR  |   |  |  |  |  |  |
| WIDTH FINISHED MEASURE CM.  |   |  |  |  |  |  |
| HEIGHT/ PROJECTION FINISHED MEASURE CM.   |   |  |  |  |  |  |
| PILLARS HEIGHT (TP VERSION) - H   |   |  |  |  |  |  |
| FABRIC  |   |  |  |  |  |  |
| APPLICATION* (T VERSION)  |   |  |  |  |  |  |
| OPERATION SIDE  | RIGHT   |  |  |  |  |  |
| OUTSIDE VIEW  | LEFT  |  |  |  |  |  |
| MOTORIZED OPERATED  | KE  |  |  |  |  |  |
|   | SOMFY   |  |  |  |  |  |
|   | SOMFY IO  |  |  |  |  |  |
| MOTOR CHARACTERISTICS   | CABLE SOLUTIONS   |  |  |  |  |  |
|   | INTEGRATED RECEIVER   |  |  |  |  |  |
| REMOTE CONTROL  | 1 CHANNEL   |  |  |  |  |  |
|   | MULTICHANNEL  |  |  |  |  |  |
| CASSETTE INSTALLATION  | WALL (T/TP VERSION)   |  |  |  |  |  |
|   | CEILING (T VERSION)   |  |  |  |  |  |
|   | FREESTANDING (TO VERSION)                                     |  |  |  |  |  |
| POSA GUIDA/PIEDINO     | PARETE  |  |  |  |  |  |
|   | NICHE   |  |  |  |  |  |
|   | ADJUSTABLE GUIDE SUPPORT ON THE SIDE (TO VERSION)-Standard    |  |  |  |  |  |
|   | ADJUSTABLE GUIDE SUPPORT (TO VERSION)-Optional                |  |  |  |  |  |
|   | INCLINABLE AND ADJUSTABLE GUIDE SUPPORT (TO VERSION)-Optional |  |  |  |  |  |



NOTE/OPTIONAL

---



---



---



---

